

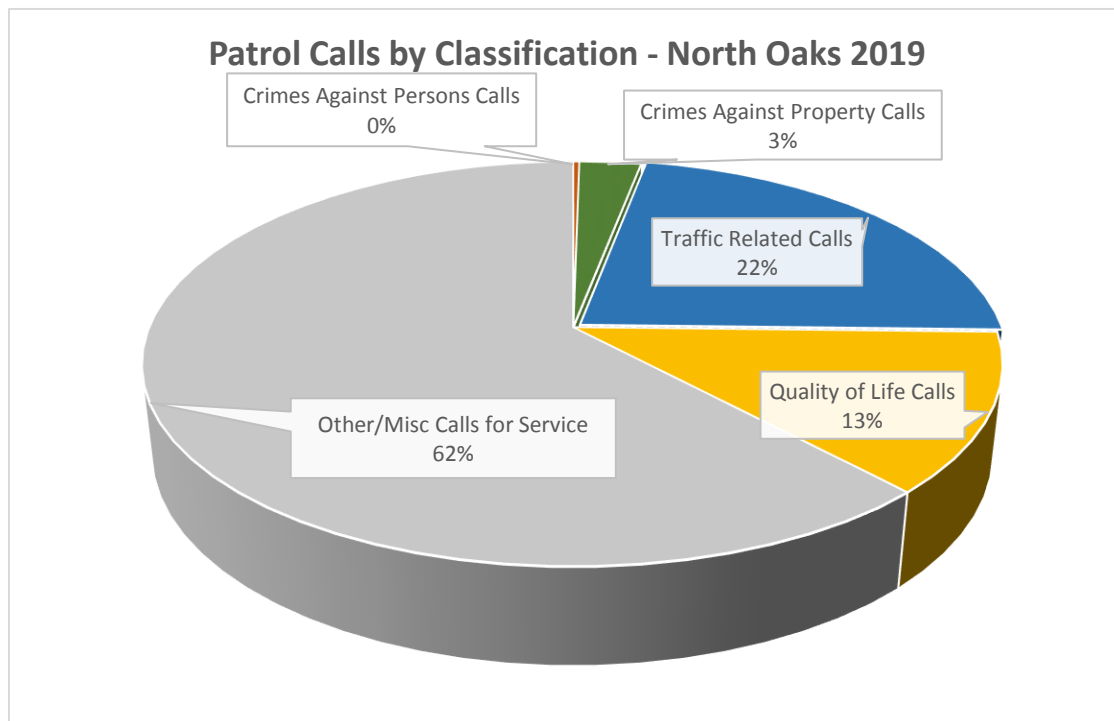
## Sheriff's Office Patrol Calls for Service Summary Report – 2019 North Oaks

Calls for Service (CFS) are issues responded to by deputies initiated by citizens via 9-1-1 or deputy initiation while on patrol duties. CFS are not 'crimes' until so determined after investigation of the incident.

Calls for Service have five descriptive classifications.

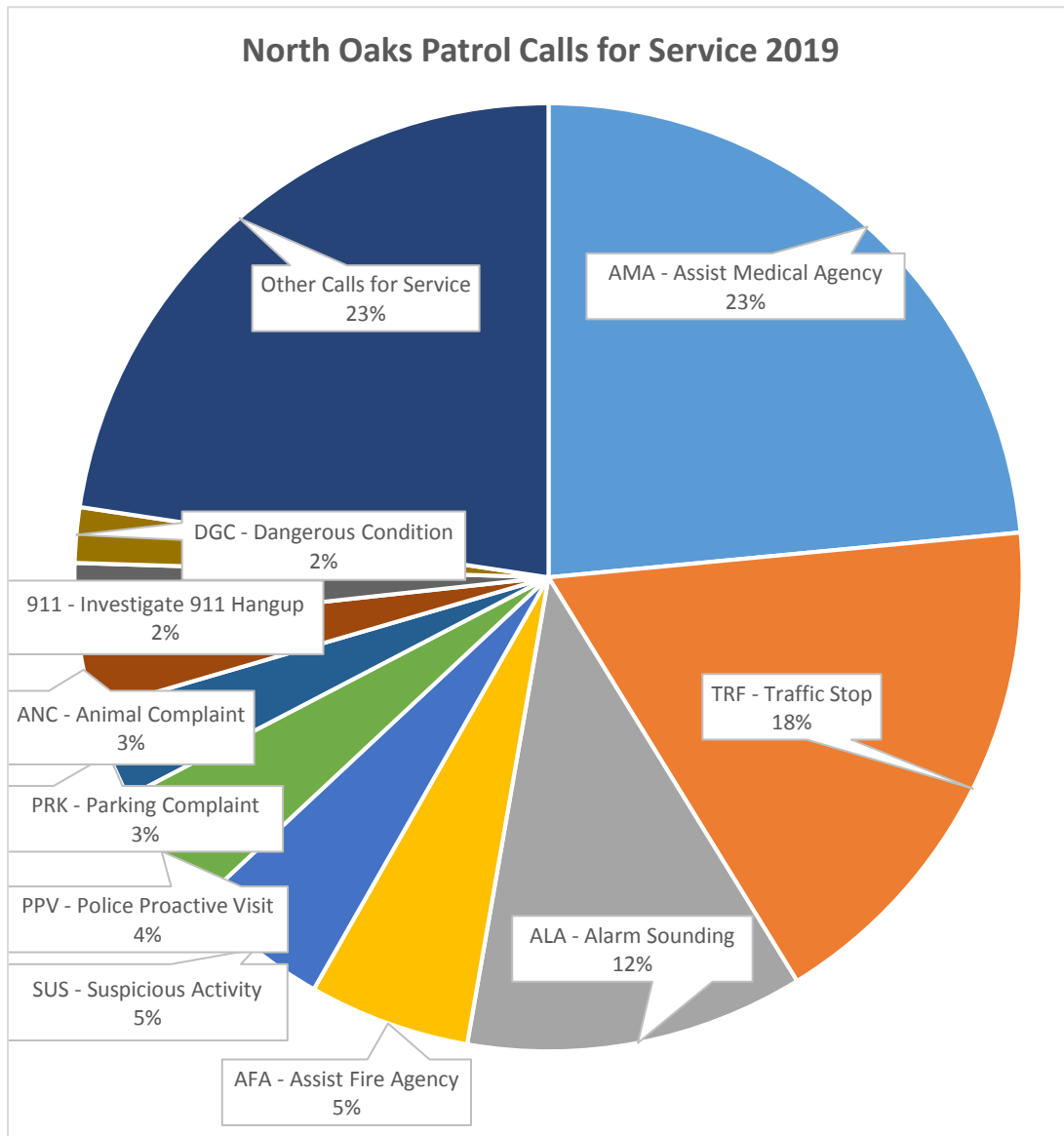
- **Crimes Against Persons Calls** involve bodily harm, the threat of bodily harm, or other actions committed against the will of an individual.
- **Crimes Against Property Calls** involve when property belonging to another is taken without that person's consent.
- **Traffic Related Calls** are those that involve the operation of motor vehicles.
- **Quality of Life Calls** involve situations and acts of physical disorder, damage to property or disruption of community life.
- **Other/Miscellaneous Calls** are those requests that don't meet the other four descriptions. Such as assisting medical calls, fire agencies, and alarm calls.

<b>Calls by Classification - North Oaks</b>	<b>2016</b>	<b>2017</b>	<b>2018</b>	<b>2019</b>	<b>% of Total</b>
<b>Crimes Against Persons Calls</b>	8	5	10	5	0%
<b>Crimes Against Property Calls</b>	76	60	76	51	3%
<b>Traffic Related Calls</b>	419	334	393	415	22%
<b>Quality of Life Calls</b>	237	221	242	235	13%
<b>Other/Misc Calls for Service</b>	1,166	1,016	1,110	1,150	62%
<b>Total Calls</b>	<b>1,906</b>	<b>1,636</b>	<b>1,831</b>	<b>1,856</b>	



## Sheriff's Office Patrol Calls for Service Summary Report – 2019 North Oaks

Top 10 North Oaks Calls for Service		2016	2017	2018	2019	% of Total
1	AMA - Assist Medical Agency	304	368	425	436	23.49%
2	TRF - Traffic Stop	339	265	311	329	17.73%
3	ALA - Alarm Sounding	245	203	205	214	11.53%
4	AFA - Assist Fire Agency	65	72	85	102	5.50%
5	SUS - Suspicious Activity	118	125	115	89	4.80%
6	PPV - Police Proactive Visit	254	119	42	80	4.80%
7	PRK - Parking Complaint	17	19	50	58	3.13%
8	ANC - Animal Complaint	43	46	81	52	3.13%
9	911 - Investigate 911 Hangup	21	15	38	41	2.80%
10	DGC - Dangerous Condition	29	22	31	35	1.89%
Other Calls for Service		471	382	448	420	22.63%
Total Calls for Service		1,906	1,636	1,831	1,856	



## Sheriff's Office Patrol Calls for Service Summary Report – 2019 North Oaks

Chart of Calls for Service detail by call type/description during the years 2016 to 2019:

“top ten”

Code	Call Description	2016	2017	2018	2019
<b>Crimes Against Persons Calls</b>					
ASS	ASS - Assault	1	2	3	3
CAB	CAB - Child Abuse	1	0	0	0
CSC	CSC - Criminal Sexual Conduct	1	0	2	2
DOM	DOM - Domestic Assault	5	3	3	0
MUR	MUR - Murder / Homicide	0	0	0	0
ROB	ROB - Robbery	0	0	0	0
VOP	VOP - Prot Order Violation	0	0	2	0
<b>Crimes Against Property Calls</b>					
ARS	ARS - Arson	0	0	0	0
BRG	BRG - Burglary	5	3	2	2
FRD	FRD - Fraud or Forgery	27	28	39	24
MVT	MVT - Motor Vehicle Theft	1	3	3	0
SHP	SHP - Shoplifter	0	0	0	0
THA	THA - Theft from Auto	13	9	9	5
THF	THF - Theft	30	17	23	20
<b>Traffic Related Calls</b>					
ABV	ABV - Abandoned Vehicle	2	1	3	5
AHR	AHR - Accident Hit and Run	4	3	4	5
APD	APD - Accident Property Damage	33	29	30	31
AWI	AWI - Accident with Injuries	4	5	7	6
DGC	DGC - Dangerous Condition	29	22	31	35
DKD	DKD - Drunk Driver	8	8	7	4
HRI	HRI - Hit & Run Acc w/Injuries	0	1	0	0
TRF	TRF - Traffic Stop	339	265	311	329
<b>Quality of Life Calls</b>					
CDP	Criminal Damage to Property	20	15	10	7
DIS	DIS - Dispute Disagreement	9	7	1	10
DKP	DKP - Drunk Person	2	3	1	2
DOC	DOC - Disorderly Conduct	39	22	34	32
DSB	DSB - Disturbance Noise Complaint	12	4	10	16
FGT	FGT - Fight	0	0	0	1
FWK	FWK - Fireworks	6	6	0	1
GRF	GRF - Graffiti	0	1	0	1
HRS	HRS - Harrasment Report	5	6	10	12
NAR	NAR - Narcotics	0	3	3	0
PLR	PLR - Prowler	0	0	0	0
PRK	PRK - Parking Complaint	17	19	50	58
SOL	SOL - Solicitor	9	10	8	6
SUS	SUS - Suspicious Activity	118	125	115	89

# Sheriff's Office Patrol Calls for Service Summary Report – 2019 North Oaks

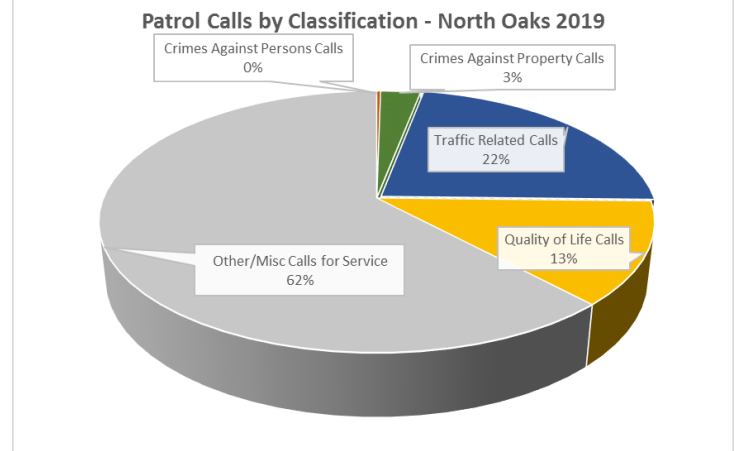
	Other/Misc Calls for Service				
911	911 - Investigate 911 Hangup	21	15	38	41
ADM	ADM - Administrative Detail	12	7	9	18
AFA	AFA - Assist Fire Agency	65	72	85	102
ALA	ALA - Alarm Sounding	245	203	205	214
AMA	AMA - Assist Medical Agency	304	368	425	436
ANC	ANC - Animal Complaint	43	46	81	52
AOA	AOA - Assist Other Agency	6	5	6	5
AST	AST - Assist Citizen	73	35	36	32
ATL	ATL - Attempt to Locate	0	0	0	0
CIV	CIV - Civil Problem	6	4	5	8
COD	COD - Code Enforcement	8	7	11	17
DOA	DOA - Death Investigation	1	4	8	4
PIC	EDP/PIC - Person In Crisis	6	2	7	4
INV	INV - Investigate	46	21	14	8
JUV	JUV - Juvenile Incidents	8	20	6	8
LOC	LOC - Lockout	4	3	3	5
LOS	LOS - Lost Property	3	1	2	1
MSP	MSP - Missing Person, Juvenile	3	6	5	5
PCN	PCN - Previous Case Follow-Up	21	14	26	18
POR	POR - Predatory Offender Reg	0	0	0	0
PPV	PPV - Police Proactive Visit	254	119	42	80
RPR	RPR - Recovered Property	5	4	8	9
SHF	SHF - Shots Fired	3	3	4	1
WAR	WAR - Warrant	3	3	0	2
WEL	WEL - Welfare Check	22	23	31	25
WPN	WPN - Weapon	0	1	1	1
	Misc/Other not listed above	4	30	52	54
	<b>Total Calls</b> (includes items not listed above)	1,906	1,636	1,831	1,856

Total Calls for Service - Contract Cities	2016	2017	2018	2019	Diff 18-19	% Change
Arden Hills	4,413	5,152	5,331	5,253	-78	-1.48%
Falcon Heights *(Gem Lake 16-17)	405	307	2,863	2,340	-523	-22.35%
Little Canada	7,011	7,289	6,776	7,086	310	4.37%
North Oaks	1,906	1,636	1,831	1,856	25	1.35%
Shoreview	8,533	8,839	8,895	9,150	255	2.79%
Vadnais Heights	6,178	6,618	6,141	6,408	267	4.17%
White Bear Township	3,792	3,837	3,546	3,327	-219	-6.58%
Total Calls Contract Cities	32,238	33,678	35,383	35,420	37	0.10%
% change		4.28%	4.82%	0.10%		

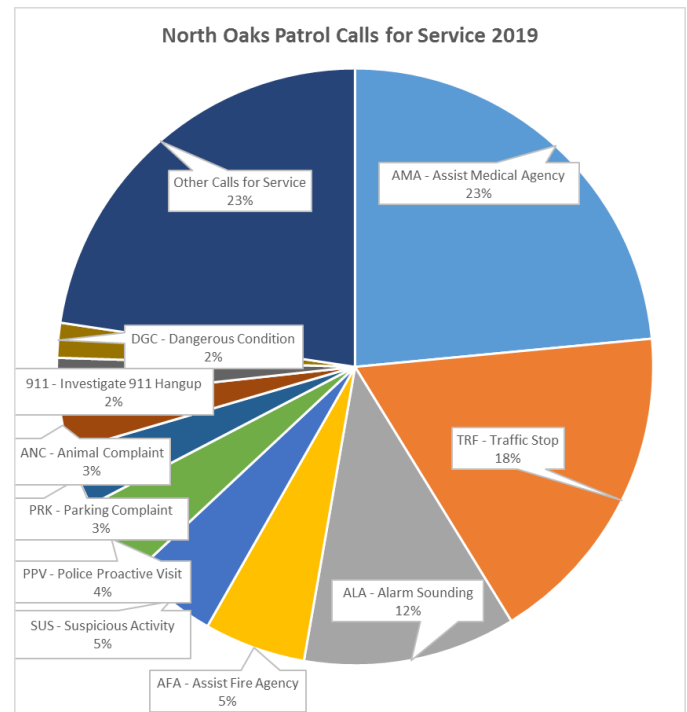
## Sheriff's Office Patrol Calls for Service Summary Report – 2019 North Oaks

Code	Call Description	2016	2017	2018	2019
<b>Crimes Against Persons Calls</b>					
ASS	ASS - Assault	1	2	3	3
CAB	CAB - Child Abuse	1	0	0	0
CSC	CSC - Criminal Sexual Conduct	1	0	2	2
DOM	DOM - Domestic Assault	5	3	3	0
MUR	MUR - Murder / Homicide	0	0	0	0
ROB	ROB - Robbery	0	0	0	0
VOP	VOP - Prot Order Violation	0	0	2	0
<b>Crimes Against Property Calls</b>					
ARS	ARS - Arson	0	0	0	0
BRG	BRG - Burglary	5	3	2	2
FRD	FRD - Fraud or Forgery	27	28	39	24
MVT	MVT - Motor Vehicle Theft	1	3	3	0
SHF	SHF - Shoplifter	0	0	0	0
THA	THA - Theft from Auto	13	9	9	5
THF	THF - Theft	30	17	23	20
<b>Traffic Related Calls</b>					
ABV	ABV - Abandoned Vehicle	2	1	3	5
AHR	AHR - Accident Hit and Run	4	3	4	5
APD	APD - Accident Property Damage	33	29	30	31
AWI	AWI - Accident with Injuries	4	5	7	6
DGC	DGC - Dangerous Condition	29	22	31	35
DKD	DKD - Drunk Driver	8	8	7	4
HRI	HRI - Hit & Run Acc w/Injuries	0	1	0	0
TRF	TRF - Traffic Stop	339	265	311	329
<b>Quality of Life Calls</b>					
CDP	Criminal Damage to Property	20	15	10	7
DIS	DIS - Dispute Disagreement	9	7	1	10
DKP	DKP - Drunk Person	2	3	1	2
DOC	DOC - Disorderly Conduct	39	22	34	32
DSB	DSB - Disturbance Noise Complaint	12	4	10	16
FGT	FGT - Fight	0	0	0	1
FWK	FWK - Fireworks	6	6	0	1
GRF	GRF - Graffiti	0	1	0	1
HRS	HRS - Harrasment Report	5	6	10	12
NAR	NAR - Narcotics	0	3	3	0
PLR	PLR - Prowler	0	0	0	0
PRK	PRK - Parking Complaint	17	19	50	58
SOL	SOL - Solicitor	9	10	8	6
SUS	SUS - Suspicious Activity	118	125	115	89
<b>Other/Misc Calls for Service</b>					
911	911 - Investigate 911 Hangup	21	15	38	41
ADM	ADM - Administrative Detail	12	7	9	18
AFA	AFA - Assist Fire Agency	65	72	85	102
ALA	ALA - Alarm Sounding	245	203	205	214
AMA	AMA - Assist Medical Agency	304	368	425	436
ANC	ANC - Animal Complaint	43	46	81	52
AOA	AOA - Assist Other Agency	6	5	6	5
AST	AST - Assist Citizen	73	35	36	32
ATL	ATL - Attempt to Locate	0	0	0	0
CIV	CIV - Civil Problem	6	4	5	8
COD	COD - Code Enforcement	8	7	11	17
DOA	DOA - Death Investigation	1	4	8	4
PIC	EDP/PIC - Person In Crisis	6	2	7	4
INV	INV - Investigate	46	21	14	8
JUV	JUV - Juvenile Incidents	8	20	6	8
LOC	LOC - Lockout	4	3	3	5
LOS	LOS - Lost Property	3	1	2	1
MSP	MSP - Missing Person, Juvenile	3	6	5	5
PCN	PCN - Previous Case Follow-Up	21	14	26	18
POR	POR - Predatory Offender Reg	0	0	0	0
PPV	PPV - Police Proactive Visit	254	119	42	80
RPR	RPR - Recovered Property	5	4	8	9
SHF	SHF - Shots Fired	3	3	4	1
WAR	WAR - Warrant	3	3	0	2
WEL	WEL - Welfare Check	22	23	31	25
WPN	WPN - Weapon	0	1	1	1
	Misc/Other not listed above	4	30	52	54
<b>Total Calls (includes items not listed above)</b>		<b>1,906</b>	<b>1,636</b>	<b>1,831</b>	<b>1,856</b>

<b>Calls by Classification - North Oaks</b>	2016	2017	2018	2019
<b>Crimes Against Persons Calls</b>	8	5	10	5
<b>Crimes Against Property Calls</b>	76	60	76	51
<b>Traffic Related Calls</b>	419	334	393	415
<b>Quality of Life Calls</b>	237	221	242	235
<b>Other/Misc Calls for Service</b>	1,166	1,016	1,110	1,150
<b>Total Calls</b>	<b>1,906</b>	<b>1,636</b>	<b>1,831</b>	<b>1,856</b>



	<b>Top 10 North Oaks Calls for Service</b>	2016	2017	2018	2019
1	AMA - Assist Medical Agency	304	368	425	436
2	TRF - Traffic Stop	339	265	311	329
3	ALA - Alarm Sounding	245	203	205	214
4	AFA - Assist Fire Agency	65	72	85	102
5	SUS - Suspicious Activity	118	125	115	89
6	PPV - Police Proactive Visit	254	119	42	80
7	PRK - Parking Complaint	17	19	50	58
8	ANC - Animal Complaint	43	46	81	52
9	911 - Investigate 911 Hangup	21	15	38	41
10	DGC - Dangerous Condition	29	22	31	35
	<b>Other Calls for Service</b>	<b>471</b>	<b>382</b>	<b>448</b>	<b>420</b>
	<b>Total Calls for Service</b>	<b>1,906</b>	<b>1,636</b>	<b>1,831</b>	<b>1,856</b>



# Sheriff's Office Patrol Calls for Service Summary Report – 2019 North Oaks

## Calls for Service Ramsey County Sheriff's Office Patrol Unit – 2019 North Oaks

Code	Call Description	Rank	YTD-2019	Jan	Feb	Mar	Apr	May	Jun	Jul	Aug	Sep	Oct	Nov	Dec	
911	911 - Investigate 911 Hangup	9	41	2	5	1	3	3	4	2	5	4	2	8	2	Color Code
ABV	ABV - Abandoned Vehicle		5								2		2		1	Person
ADM	ADM - Administrative Detail		18	2	1		1	12	1						1	Property
AFA	AFA - Assist Fire Agency	4	102	10	7	4	7	9	11	15	8	11	7	9	4	Traffic
AHR	AHR - Accident Hit and Run		5				1		1		1		1		1	Quality
ALA	ALA - Alarm Sounding	3	214	17	10	27	19	15	20	29	15	18	13	12	19	Top 10
AMA	AMA - Assist Medical Agency	1	436	36	35	37	39	35	35	34	36	32	46	30	41	
ANC	ANC - Animal Complaint	8	52	3	2	5	5	9	8	6		7	2	2	3	
AOA	AOA - Assist Other Agency		5			1		1			1	1	1			
APD	APD - Accident Property Damage		31	4	4	1	2	2	1	2	2	4	1	6	2	
ARS	ARS - Arson Investigation		0													
ASS	ASS - Assault		3						1		1			1		
AST	AST - Assist Citizen		32	3	2	1	1	3	2	1	5	4	3	1	6	
ATL	ATL - Attempt to Locate		0													
AWI	AWI - Accident With Injuries		6		1			1		2	2					
BOM	BOM - Bomb Threat		0													
BRG	BRG - Burglary		2					1			1					
CAB	CAB - Child Abuse		0													
CDP	CDP - Criminal Damage Property		7						3	1	1			1	1	
CIV	CIV - Civil Problem		8	1			1		1	1		1		2	1	
CMT	CMT - County Maintenance		0													
COD	COD - Code Enforcement		17				4	5	1	1	1	1	4			
COE	Community Outreach Event		13	1				2		3	1	3		2	1	
CSC	CSC - Criminal Sexual Conduct		2				1		1							
DGC	DGC - Dangerous Condition		35	4	2	1	5	4	5	2	3	7	1		1	
DIS	DIS - Dispute Disagreement		10		1	2			2	2	2				1	
DKD	DKD - Drunk Driver		4	1			1				1				1	
DKP	DKP - Drunk Person		2		1										1	
DOA	DOA - Death Investigation		4		1			1					2			
DOC	DOC - Disorderly Conduct		32	1	1		4	4	1	7	6	4	3		1	
DOM	DOM - Domestic Fam Relationship		0													
DSB	DSB - Disturbance Noise Complaint		16				1	2	3	6	2		1		1	
EDP	EDP/PIC - Person In Crisis		4			1			1	1			1			
FGT	FGT - Fight		1									1				
FRD	FRD - Fraud or Forgery		24	1	1	2	3	1	2	5	1	2	2	2	2	
FWK	FWK - Fireworks		1							1						
GRF	GRF - Graffiti		1						1							
HRI	HRI - Hit & Run Acc w/Injuries		0													
HRS	HRS - Harassment Report		12			1		2	2	3	1	1	2			
INV	INV - Investigate		8				1	2	1	1		2	1			
JUV	JUV - Juvenile Incidents		8			1	1	1				2	1		2	
LOC	LOC - Lockout		5		1	1		3								
LOS	LOS - Lost Property		1												1	
MSP	MSP - Missing Person, Juvenile		5				1		2					1	1	
MTG	MTG - Meeting Officer Assigned	10	37	3	2	2	6	3	3	6	6	3	2	1		
MUR	MUR - Murder / Homicide		0													
MVT	MVT - Motor Vehicle Theft		0													
NAR	NAR - Narcotics		0													
ODE	ODE - Off Duty Employment		4		1				1			2				
PCN	PCN - Previous Case Follow-Up		18	1		1	1		4	2	3	3	2		1	
PLR	PLR - Prowler		0													
POR	POR - Predatory Offender Reg		0													
PPV	PPV - Police Proactive Visit	6	80	5	1	1	3	4	11	5	10	13	19	2	6	
PRK	PRK - Parking Complaint	7	58	4	4	4	9	5	7	6	3	8	6	1	1	
RCIV	RCIV - Civil Div Paper Serve		0													
ROB	ROB - Robbery		0													
RPR	RPR - Recovered Property		9				1	2			1	3		2		
SHF	SHF - Shots Fired		1									1				
SHP	SHP - Shoplifter		0													
SIP	SIP - Suicide in Progress		0													
SOL	SOL - Solicitor		6					1	1	2	1	1				
SUS	SUS - Suspicious Activity	5	89	8	5	6	4	24	7	9	4	5	9	7	1	
THA	THA - Theft From Auto		5			1		1					2	1		
THF	THF - Theft		20		1	1	1		1	2	1	4	3	1	5	
TRF	TRF - Traffic Stop	2	329	21	11	36	33	29	29	40	32	40	25	18	15	
TRP	TRP - Transport		0													
VIC	VIC - Vice Prostitution		0													
VOP	VOP - Prot Order Violation		0													
WAR	WAR - Warrant		2				1	1								
WEL	WEL - Welfare Check		25	2	1	3	2	2	4	5	1	1	2	1	1	
WPN	WPN - Weapon		1											1		
WTR	WTR - Water Patrol Response		0													
	Misc - unmarked		0													
	Total Records		1856	130	101	141	162	190	178	202	160	189	166	112	125	

This chart lists most Call for Service (CFS) categories tracked in the Ramsey County Sheriff's Office Record Management System in the left hand column.

The number of calls responded to by the RSCO Patrol Unit in each month in 2019 for the CFS category are in the columns to the right of the description.

**Time Period this Chart:**  
**Year to Date**  
**01/01/2019 - 12/31/2019**

Color Code:

Crimes\* against Persons Calls

Crimes\* against Property Calls

Traffic Related Calls

Quality of Life Calls

\*NOTE: Calls for Service (CFS) are issues responded to by deputies initiated by citizens via 9-1-1 or deputy initiation while on patrol duties in the communities served. CFS are not 'crimes' until so determined after investigation of the incident.